

PROGRAM OUTCOMES

**Assessment, Counseling and Education (ACE)** provided counseling to 43 children who were overwhelmed by a problem or needed guidance on how to work on problems. NOTE: ACE therapists are working on the development and tracking of specific program outcomes during the next Fiscal Year.

**Angel's Watch** provided 2,326 nights of foster care services, free of charge, for 32 children whose families were unable to care for them due to a crisis.

Angels Watch Goals		Angels Watch Outcome
1	60% of families will successfully resolve the crisis that lead to placement.	28 of 32 (88%) children were able to successfully return home.
2	50% of families will make the changes necessary to keep their children safely at home.	22 of 29 (76%) of families served (some families had more than one child in Angels Watch) were able to keep their children safely at home.

**Counterpoint** provided 1323 nights of service to 11 boys and girls who were experiencing difficulties at home, school, or in the community.

Counterpoint Goals		Counterpoint Outcome
1	At discharge, 60% of youth served will develop the skills and behaviors necessary to avoid further involvement with the Juvenile Court.	3 of 5 (60%) of court involved youth had fewer court petitions as compared to the year prior to placement. (There were six youth discharged, 5 of whom were court-involved).
2	At discharge, 60% of youth served will develop the skills and behaviors necessary to succeed in school.	5 of 6 youth (83%) of youth discharged from Counterpoint maintained at least a 2.0 GPA. Of those 6, 5 had school behavior problems when they came to Counterpoint – 4 of those 5 had fewer suspensions as compared to the year prior to placement.
3	At discharge, 60% of youth served will have improved behavior at home.	5 youth had home placements upon discharge, and 4 of those 5 (80%) youth demonstrated improved behavior at home.

**Cornerstone** provided shelter, food, and case management services to 13 homeless young women while they worked on obtaining the life skills necessary to live independently.

Cornerstone Goals		Cornerstone Outcome
1	At discharge, 60% of clients served will have developed the skills and behaviors necessary to obtain safe and stable housing.	5 of 8 (63%) of clients discharged had completed the Cornerstone Independent Living Skills Curriculum and found safe and stable living situations when they left the program.
2	60% of clients will attain academic goals in keeping with their interests and abilities.	8 of 13 (62%) of clients served either completed a GED, completed high school, or were enrolled in high school and making passing grades.
3	60% of clients will develop the skills and behaviors necessary to obtain and maintain employment.	8 of 11 (67%) of clients who had been in Cornerstone for more than 60 days on 6/30/08 had found and maintained employment for more than 60 days.

**CrossRoads** provided academic support and 4,628 hours of day treatment services for youth who were long-term suspended from Asheville City or Buncombe County schools, had court involvement, and/or had mental health diagnoses.

CrossRoads Goals		CrossRoads Outcomes
1	At discharge, 60% of youth will have improved reading, writing, and math skills.	10 of 16 (63%) youth discharged from CrossRoads had improved reading, writing, and math skills.
2	At discharge, 60% of youth will develop the skills and behaviors necessary to avoid further involvement with the Juvenile Court and to return to school.	10 of 16 (63%) youth discharged from CrossRoads had fewer court petitions and successfully returned to school.
3	60% of families of youth served will report reduced levels of family conflict.	The families of 11 of the 16 (69%) youth served reported reduced levels of family conflict.

**Therapeutic Foster Care** homes provided 2,600 nights of care to 19 youth with exceptional and intensive needs who were unable to live with their own families or who had clinical needs exceeding those available in a family foster care home.

Therapeutic Foster Care Goals		Therapeutic Foster Care Outcomes
1	65% of children served will improve behavioral and social functioning	14 of 19 (74%) of the children served demonstrated improved behavioral and social functioning.
2	65% of children served will transition to a least-restrictive environment	4 of 5 (80%) youth discharged from Therapeutic Foster Care transitioned to a less-restrictive environment.

**Family Connections** presented 486 hours of Nurturing Parenting training and taught appropriate parenting skills and age-appropriate discipline techniques to 79 families with their children.

Family Connections Goals		Family Connections Outcomes
1	65% of families will demonstrate an increased knowledge of positive parenting skills.	15 of 20 (75%) of the families on whom we were able to collect data reported increased knowledge of positive parenting skills.
2	65% of families will report improved family interactions.	20 of 20 (100%) of these families reported improved family interactions.
3	65% of families will demonstrate the ability to use improved parenting skills.	3 of the 3 families (100%) who participated in the in-home component of the program demonstrated improved ability to use parenting skills.

**Latino Mentoring** matched 23 Latino youth who needed a role model, mentor, and friend, with 23 Latino young adults in an effort to reduce violence and create a positive environment for growth and learning.

Latino Mentoring Goals		Latino Mentoring Outcomes
1	50% of the mentees will show improved grades.	14 of 23 (61%) youth in the program demonstrated improved grades.
2	50% of the mentees will display improved classroom behavior.	21 of 23 (91%) youth in the program displayed improved classroom behavior.
3	50% of the mentees will display an improvement in avoiding delinquent behavior.	23 of 23 (100%) youth in the program displayed improved avoidance of delinquent behavior.

**PERCS** provided 1566 nights of care in safe, supportive foster homes for 83 children who were removed from their homes by the Buncombe County Department of Social Services.

PERCS Goal		PERCS Outcome
1	70% of clients will resolve the crisis of being removed from home or other long-term placement.	69 of 83 (83%) clients were discharged according to their plan of care, either to their homes or to an agreed therapeutic placement.
2	80% of clients will maintain as normal a routine as possible during their PERCS placement.	76 of 83 (92%) clients were maintained in their home schools and extra-curricular activities.
3	70% of clients will feel safe and well cared for during their stay in a PERCS foster home.	48 of 61 (79%) clients from whom we were able to collect data, reported feeling safe and well cared for in their PERCS placement.

**Project Home Base** worked with 47 families and provided 2,086 hours of case management and community support services for children who were at risk of being placed out of their home due to their mental health needs and functional deficits.

Project Home Base Goals		Project Home Base Outcomes (discharged clients only)
1	80% of families will report having access to a wider array of appropriate services.	20 of 23 (87%) families discharged reported having access to the services they needed.
2	80% of families will develop improved parenting skills.	19 of 23 (83%) families reported improved parenting skills.
3	70% of youth served will develop the skills and behaviors necessary to avoid long-term out-of-home placement.	19 of 23 (83%) children served remained in their homes throughout the Project Home Base intervention.

**Respite Scholarship Program** provided scholarship dollars for 225 nights of short-term respite care for families of 36 emotionally disturbed children.

Respite Scholarship Goals		Respite Scholarship Outcomes
1	90% of families will report reduced family stress	36 of 36 (100%) families reported reduced family stress.
2	90% of families will maintain their children at home with zero instances of out-of-home placements for treatment purposes.	35 of 36 (97%) families maintained their children at home with zero instances of out-of-home placements for treatment purposes.
3	90% of families will report being satisfied with their respite care provider.	36 of 36 (100%) families reported being satisfied with their respite care provider.

**Trinity Place** provided safe shelter, food, and counseling for 196 children, and worked with families/guardians on reunification, placement planning, and/or arranging links to other community services.

Trinity Place Goals		Trinity Place Outcomes
1	70% of clients will successfully resolve the crisis that led to placement.	162 of 196 (83%) of the clients served went home or to an agreed upon therapeutic placement.
2	65% of clients will develop coping skills other than running away.	96 of 114 (84%) of the clients from whom we were able to collect data, had not run away again at 90 days after discharge.
3	65% of clients will be satisfied with the program at Trinity Place	124 of 146 (85%) of the clients from whom we were able to collect data were satisfied with the program at Trinity Place.

Program Demographics



Gender	Race	Age
Male 46.33%	African American 22.01%	0 - 5 5.86%
Female 53.77%	Caucasian 63.89%	6 - 12 17.57%
	Hispanic 3.42%	13 - 17 72.45%
	Multi-Racial 10.68%	18 - 20 4.12%

CARING for children

Funding Sources

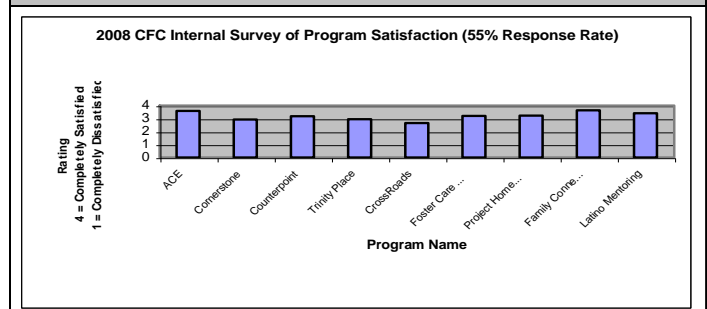
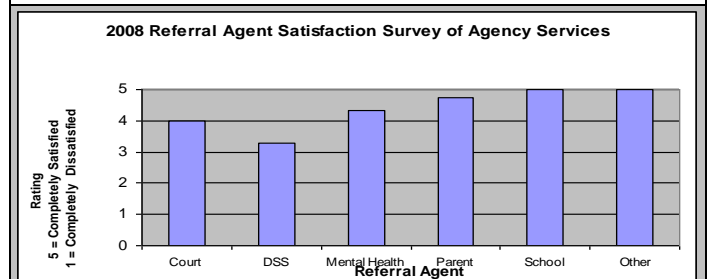
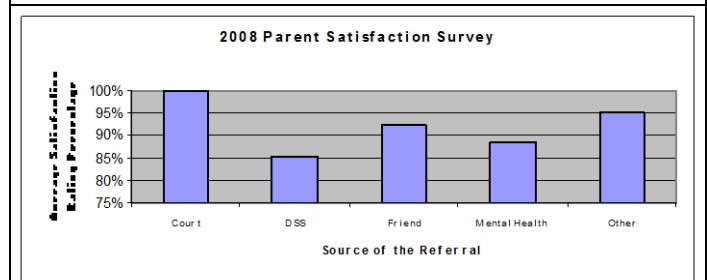
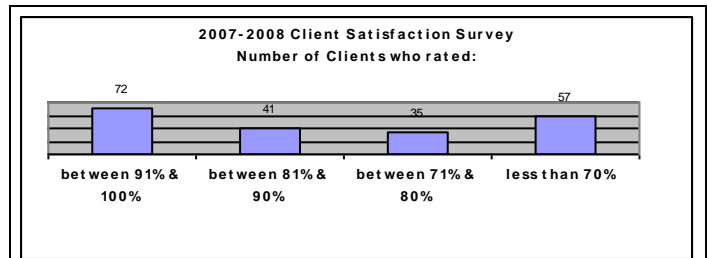
- United Way of Asheville & Buncombe County
- Juvenile Justice and Crime Prevention
- Buncombe County Department of Social Services
- Federal Runaway and Homeless Grant
- State of NC Department of Human Services
- Medicaid
- North Carolina Health Choice
- Central United Methodist Church
- Local Churches
- Charitable Foundations
- Private Donations

Revenue and Expenses

INCOME	2007-2008		2006-2007	
Government	1,086,625	45%	1,175,508	45%
United Way	274,767	10%	272,955	10%
Client Fees	876,506	36%	938,256	36%
Fund Raising	161,819	9%	234,006	9%
<b>TOTAL</b>	<b>2,699,801</b>		<b>2,624,020</b>	

EXPENSES	2007-2008		2006-2007	
Personnel	1,682,279	65%	1,567,448	63%
Program Expense	311,371	12%	326,084	13%
Cost of Space	157,566	6%	142,899	6%
Prof Services	453,633	17%	434,406	18%
<b>TOTAL</b>	<b>2,604,849</b>		<b>2,470,837</b>	
	<b>(205,048)</b>		<b>153,183</b>	

Satisfaction Survey Outcomes



CARING for children, Inc. Management Team

John Lauterbach	Executive Director	Renaye Owen	Coordinator – Foster Care
Ham Fuller	Director of Development	Mazie Warters	Coordinator – Cornerstone, Trinity Place
Patti Sharp	Administrator	Dan Scott	Coordinator – CrossRoads
Dawn Precour	Human Resources	Tim Cross	Coordinator – Project Home Base
Kate Singogo	Documentation Specialist	Dawn Precour	Coordinator – Respite Scholarship
Lisa Besses	Clinical Coordinator	Jessica Potter	Coordinator – Family Connections